



BAJAJ HEALTHCARE LTD.

SAVLI

Page 1 of 1

DAILY PERFORMANCE CHECK OF WEIGHING BALANCE (300 Kg)

Format No.: WH014/F/02-04




I.D. No. :

Capacity :

Location :

Least count :

| Date | Standard Weight (kg) | Display reading (kg) | Acceptable Limit ± 0.1 % or least count whichever is higher (kg) | Status Ok / Not Ok | Done By | Checked By | Remark |
|------|----------------------|----------------------|--|--------------------|---------|------------|--------|
| | 1.00 | | 1.00 to 1.00 | | | | |
| | 150.00 | | 149.85 to 150.15 | | | | |
| | 200.00 | | 199.80 to 200.20 | | | | |
| | 270.00 | | 269.75 to 270.30 | | | | |
| | 1.00 | | 1.00 to 1.00 | | | | |
| | 150.00 | | 149.85 to 150.15 | | | | |
| | 200.00 | | 199.80 to 200.20 | | | | |
| | 270.00 | | 269.75 to 270.30 | | | | |
| | 1.00 | | 1.00 to 1.00 | | | | |
| | 150.00 | | 149.85 to 150.15 | | | | |
| | 200.00 | | 199.80 to 200.20 | | | | |
| | 270.00 | | 269.75 to 270.30 | | | | |
| | 1.00 | | 1.00 to 1.00 | | | | |
| | 150.00 | | 149.85 to 150.15 | | | | |
| | 200.00 | | 199.80 to 200.20 | | | | |
| | 270.00 | | 269.75 to 270.30 | | | | |
| | 1.00 | | 1.00 to 1.00 | | | | |
| | 150.00 | | 149.85 to 150.15 | | | | |
| | 200.00 | | 199.80 to 200.20 | | | | |
| | 270.00 | | 269.75 to 270.30 | | | | |
| | 1.00 | | 1.00 to 1.00 | | | | |
| | 150.00 | | 149.85 to 150.15 | | | | |
| | 200.00 | | 199.80 to 200.20 | | | | |
| | 270.00 | | 269.75 to 270.30 | | | | |
| | 1.00 | | 1.00 to 1.00 | | | | |
| | 150.00 | | 149.85 to 150.15 | | | | |
| | 200.00 | | 199.80 to 200.20 | | | | |
| | 270.00 | | 269.75 to 270.30 | | | | |

| PREPARED BY / DATE | REVIEWED BY / DATE | APPROVED BY / DATE |
|---|---|---|
|  19/06/2019 |  19/06/2019 |  20/06/2019 |

MASTER COPY



BAJAJ HEALTHCARE LTD.

SAVLI

Format: WH014/F/04-02

Page 1 of 3

MONTHLY CALIBRATION RECORD OF WEIGHING BALANCE (300 kg)

| | | | | |
|------------|---|------------------|---------------------------|---|
| Subject | : | Calibration | Date of Calibration | : |
| Instrument | : | Weighing Balance | Next Calibration Due Date | : |
| ID No. | : | | Certificate no. | : |

1. Measurement of Repeatability and Uncertainty:

| Sr. No. | Standard weight | Acceptance criteria | Observed weight | | | | | Uncertainty = (SD x 2) / Std. Wt. (NMT 0.10 %) |
|---------|-----------------|------------------------|-----------------|---|---|---|----|--|
| | | | 1 | 2 | 3 | 4 | 5 | |
| 1 | 150 kg | 149.85 to 150.15 kg | | | | | | |
| | | | 6 | 7 | 8 | 9 | 10 | |
| | | | | | | | | |

Remarks: Satisfactory/Not Satisfactory

Calibrated by:
(Sign. /Date)

Checked by:
(Sign. / Date)

| PREPARED BY/DATE | REVIEWED BY/DATE | APPROVED BY/DATE |
|----------------------------------|----------------------------------|----------------------------------|
| <i>[Signature]</i> 19/06/2019 | <i>[Signature]</i> 19/06/2019 | <i>[Signature]</i> 20/06/2019 |

MASTER COPY



BAJAJ HEALTHCARE LTD.

SAVLI

Format: WH014/F/04-02

Page 2 of 3

MONTHLY CALIBRATION RECORD OF WEIGHING BALANCE (300 kg)

| | | | | | |
|------------|---|------------------|---|---------------------------|---|
| Subject | : | Calibration | : | Date of Calibration | : |
| Instrument | : | Weighing Balance | : | Next Calibration Due Date | : |
| ID No. | : | | : | Certificate no. | : |

2. Drift measurement:

| Sr. No. | Standard weight | Acceptance criteria | Observed weight | | | | | Acceptance criteria |
|---------|-----------------|---------------------|-----------------|---|---|---|---|---|
| | | | 0 | 1 | 2 | 3 | 4 | |
| 1 | 100 kg | 99.90 to 100.10 kg | | | | | | Tolerance limit is $\pm 0.10\%$ of actual weight. |

Remarks: Satisfactory/Not Satisfactory

Calibrated by:
(Sign. /Date)

Checked by:
(Sign. / Date)

| PREPARED BY/DATE | REVIEWED BY/DATE | APPROVED BY/DATE |
|----------------------------------|----------------------------------|----------------------------------|
| <i>[Signature]</i> 19/06/2019 | <i>[Signature]</i> 19/06/2019 | <i>[Signature]</i> 19/06/2019 |

MASTER COPY

Format: WH014/F/04-02

Page 3 of 3

MONTHLY CALIBRATION RECORD OF WEIGHING BALANCE (300 kg)

| | | | | | |
|------------|---|------------------|---|---------------------------|---|
| Subject | : | Calibration | : | Date of Calibration | : |
| Instrument | : | Weighing Balance | : | Next Calibration Due Date | : |
| ID No. | : | | : | Certificate no. | : |




3. Whole Range Calibration:

| Sr. No. | Standard weight | Observed weight | Acceptance criteria Tolerance limit is $\pm 0.10\%$ of actual weight. | Status Ok / Not Ok | Remark |
|---------|-----------------|-----------------|--|-----------------------|--------|
| 1 | 1.00 kg | | 1.00 to 1.00 kg | | |
| 2 | 150.00 kg | | 149.85 to 150.15 kg | | |
| 3 | 200.00 kg | | 199.80 to 200.20 kg | | |
| 4 | 300.00 kg | | 299.70 to 300.30 kg | | |

Remarks: Satisfactory/Not Satisfactory

 Calibrated by:
 (Sign. /Date)

 Checked by:
 (Sign. / Date)

| | | |
|--|--|--|
| PREPARED BY/DATE | REVIEWED BY/DATE | APPROVED BY/DATE |
|  19/06/2019 |  19/06/2019 |  20/06/2019 |

MASTER COPY